

Temperature & Model Dip-Switch Settings for INFINITY 20 (50 PRESET) - REU VR2024WG50 ONLY



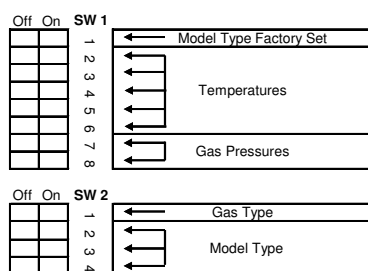
- Confirm that ALL DIGITS of the model number on the appliance dataplate match the model numbers above.



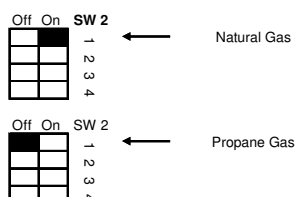
- Dipswitch settings must only be set by an authorised person.
- All dipswitches MUST be set for the particular model in accordance with this Instruction. Incorrect dipswitch settings may result in a dangerous condition or damage to the appliance.

Dipswitch Settings

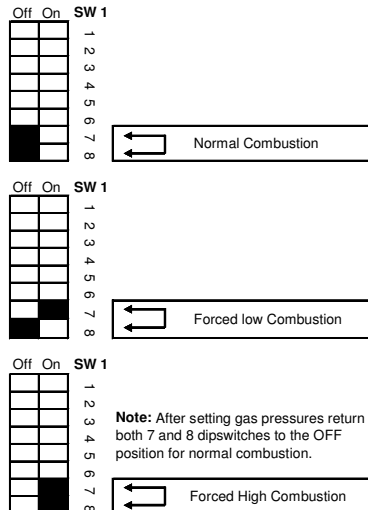
Dip Switches Explained & Model Setting



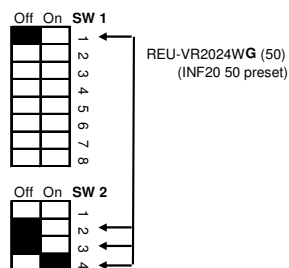
Gas Type



Gas Pressures



Model Type



Temperature

Temperature dipswitch settings cannot be adjusted on factory preset 50 °C models, Contact TSD for further information.

The temperature setting of the unit can be changed in small increments to achieve no more than 50 °C at all hot water fixtures. See separate instruction for this.

Notes: 1 Temperature dipswitches do not operate on Rinnai factory preset 50 °C models, - (50) in product model code.

Legend



Black indicates position of switch