

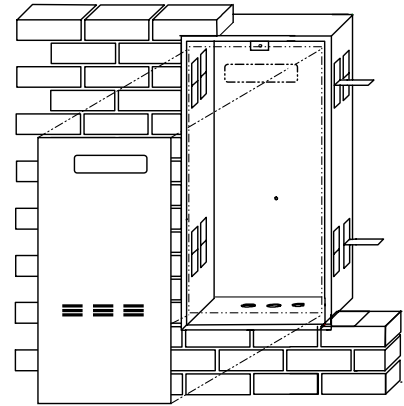
Rinnai Hot Water Heater Recess Box Models & Descriptions

RBOX01 this recess box has been super ceded, see details of the **RBOX04** located below.

RBOX02 this recess box is provided with a full-length front door (water heater fully enclosed). As supplied it is suitable for fully recessed applications. For semi-recessed applications an additional **RBOX02F** kit must be ordered.

Suitable for Rinnai hot water heater models:

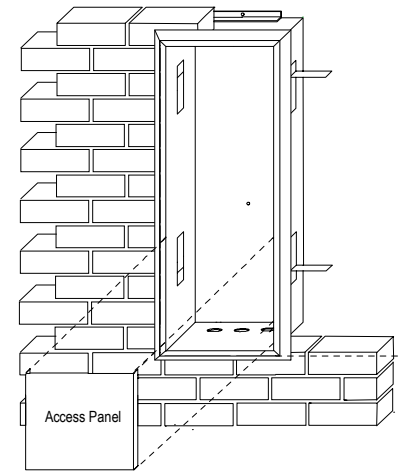
REU V 2626W	HD 200 E
REU V 3232W	HD 250 E
REU 3203W	



RBOX03 this recess box is provided with a half-length front door (water heater cover is exposed). It is only suitable for semi-recessed applications.

Suitable for Rinnai hot water heater models:

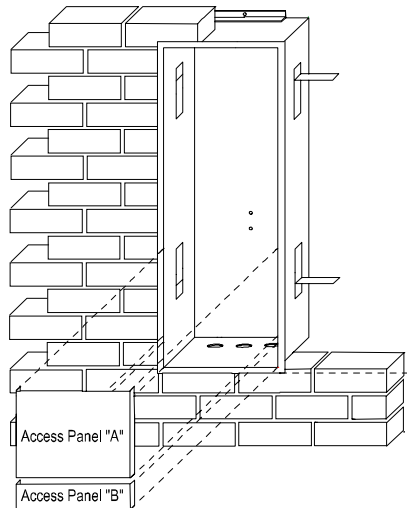
REU V 2626W	HD 220 E
--------------------	-----------------



RBOX04 this recess box is provided with a 2 front door panels (water heater cover is exposed). It is only suitable for fully-recessed applications and replaces **RBOX01**.

Suitable for Rinnai hot water heater models:

REU-2425W *	REU V 1616W **
REU-2422W *	REU V 2018W **
REU-2020W *	REU V 2020W **
REU-2018W *	R1200 **
	Eco 16 **



* Use Access Panel "A" only when installing these units.

** Use both Access Panels "A" and "B" when installing these units, it may be necessary to fold out the extra door tabs.

**Details of dimensions are available from corporate brochure
Installation details are available on the intranet.**